

Interreg



Co-funded by
the European Union

Alpine Space

Intervention logic

Lead Applicants seminar

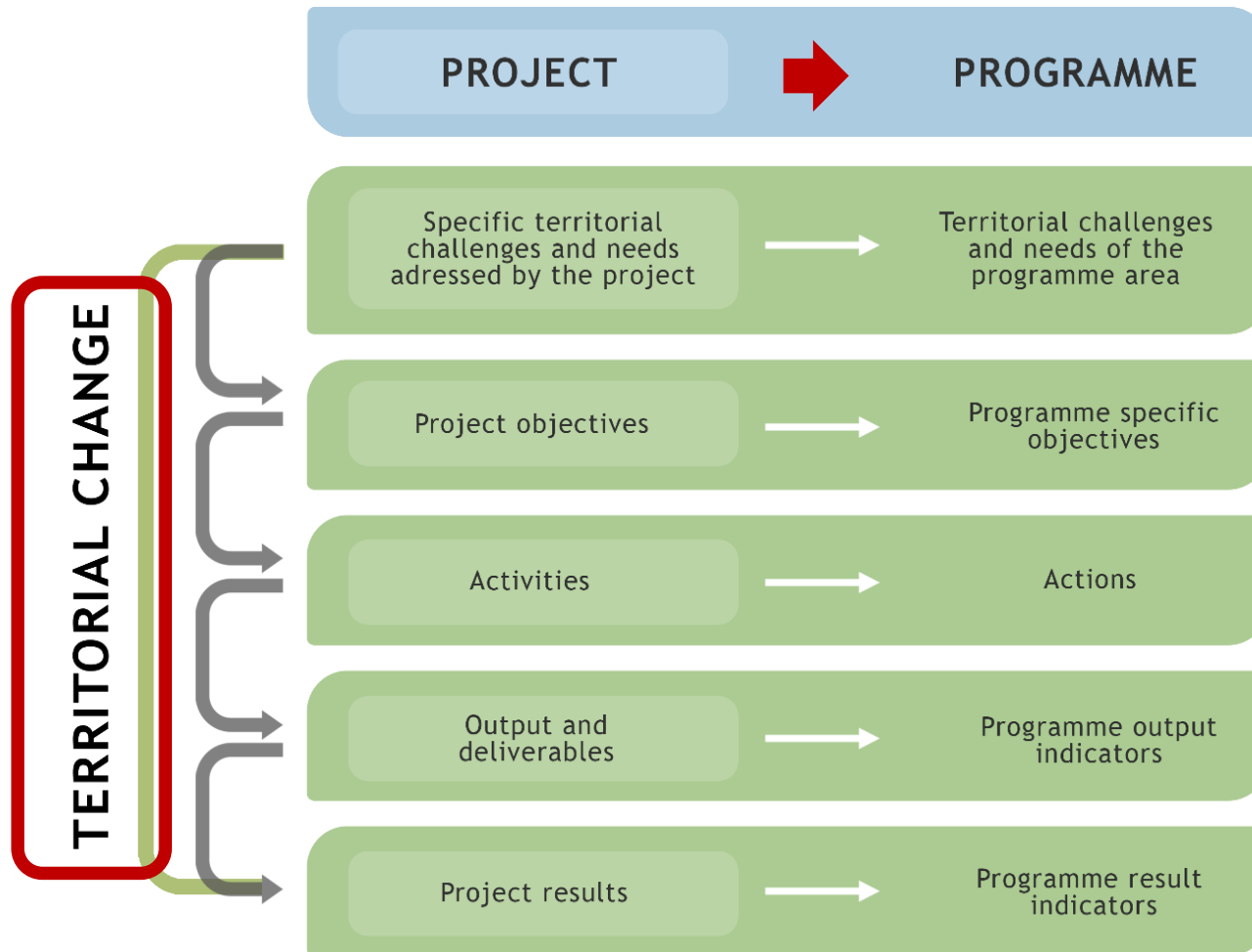
Salzburg | Austria | 06-07.02.2024

21/27

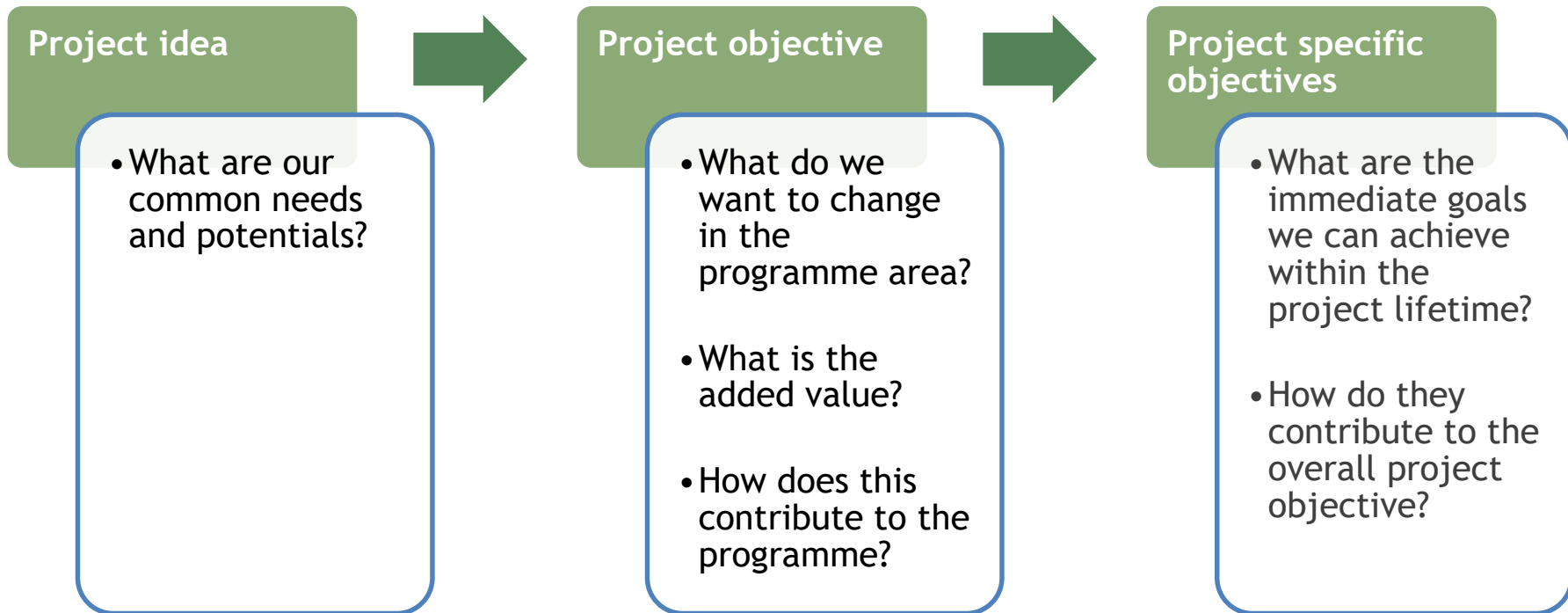
Nuno Madeira



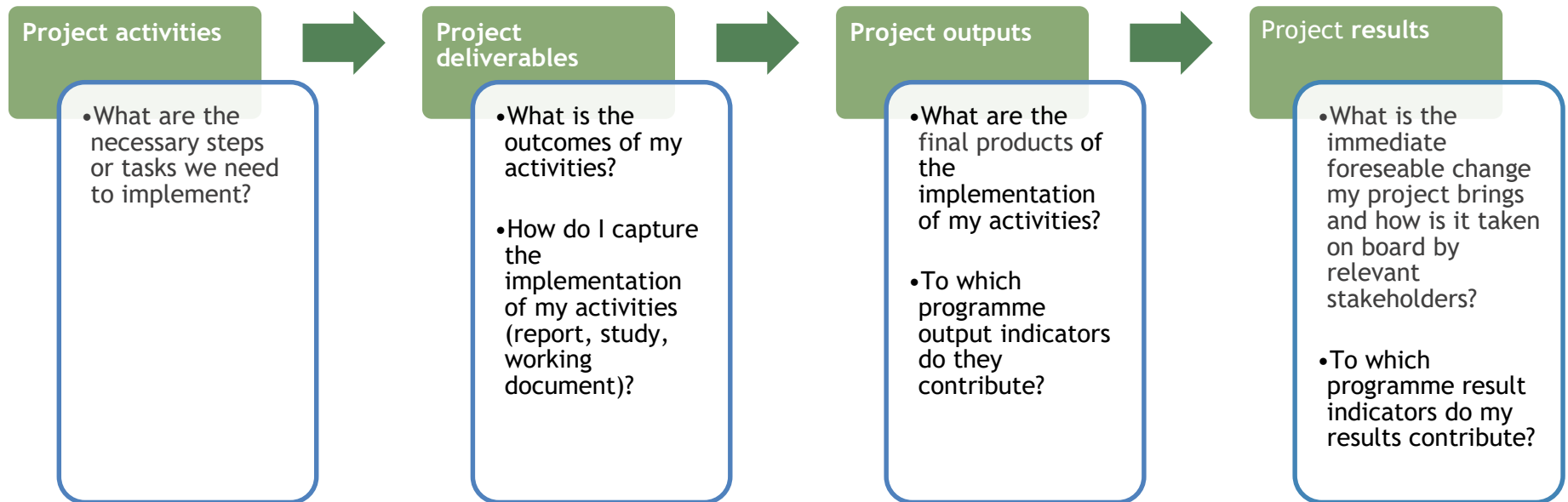
What's the logic in the intervention logic?



What's the logic in the intervention logic?



What's the logic in the intervention logic?



What's the logic in the intervention logic?



		PRIORITY 1		PRIORITY 2		PRIORITY 3		PRIORITY 4
INDICATOR		Climate Change SO iv	Biodiversity SO vii	Energy SO vi	Circular economy SO vi	R&I SO i	Digitization SOii	ISO 1
OUTPUT	RCO84 Pilots	●	●	●	●	●	●	
	RCO116 Solutions	●	●	●	●	●	●	●
	RCO118 Organisations							●
RESULT	RCR104 Solutions	●	●	●	●	●	●	●
	PSR1 Organisations							●

What's the logic in the intervention logic?



Based on the planned activities to achieve the specific objective in this work package, please list below the outputs that will be delivered during the implementation. Select one programme output indicator per output. It is possible that one output does not contribute to one of the selected programme output indicator (for more information on the programme output indicators, the definition of these and the related target value please refer to the Interreg Programme). In that case, please choose "other" and precise.

It is not mandatory to have an output in each WP. Please consider that there should not be more than three outputs per WP.

Output 1.?

Output Title

Programme Output Indicator
OI 2.1.1: Pilot actions developed jointly and implemented in projects

Measurement Unit
pilot actions

Target Value
1,00

Output Description

+ Add Output

Discard changes Save changes

- **Pilot actions are meant to test procedures, methodologies, tools, or the transfer of practices**
- **Target value is the number of methodologies or tools subject to piloting**

What's the logic in the intervention logic?



interreg Co-funded by the European Union
Alpine Space

Dashboard Applications Calls Programme Controllers Payments System English

Project overview

Application form

Project version (current) V.1.0

A - Project identification

B - Project partners

C - Project description

C.1 Project overall objective

C.2 Project relevance and context

C.3 Project partnership

C.4 Project work plan

WP1

C.5 Project Results

C.6 Project Time Plan

Application annexes

Check & Submit

Exports for AF (and other)

Project privileges

Jems
A harmonised tool by Interact

Dashboard / Applications / ASP0500485 – TEST / Project work plan / WP1

Based on the planned activities to achieve the specific objective in this work package, please list below the outputs that will be delivered during the implementation. Select one programme output indicator per output. It is possible that one output does not contribute to one of the selected programme output indicator (for more information on the programme output indicators, the definition of these and the related target value please refer to the Interreg Programme). In that case, please choose "other" and precise.

It is not mandatory to have an output in each WP. Please consider that there should not be more than three outputs per WP.

Output 1.?

Output Title

Programme Output Indicator
OI 2.1.2: Jointly developed solutions

Measurement Unit solutions Target Value 1,00

Output Description

+ Add Output

Discard changes Save changes

- **Jointly developed solutions are the outcome of pilot actions implemented by projects**
- **Toolbox, models, roadmaps, instruments**
- **Implementation-oriented character**

What's the logic in the intervention logic?



Dashboard / Applications / ASP0500485 – TEST / Project work plan / WP1

Based on the planned activities to generate the specific objective in the work package, please list below the outputs that will be delivered during the implementation. Select one programme output indicator per output. It is possible that one output does not contribute to one of the selected programme output indicator (for more information on the programme output indicators, the definition of these and the related target value please refer to the Interreg Programme). In that case, please choose "other" and precise.

It is not mandatory to have an output in each WP. Please consider that there should not be more than three outputs per WP.

Output 1.?

Output Title

Programme Output Indicator
OI 2.1.3: Other

Measurement Unit Target Value
1,00

Output Description

+ Add Output

Discard changes Save changes

- Other outputs whose purpose does not fall within the scope of pilot actions or solutions
- Strategies, recommendations, policy briefs

What's the logic in the intervention logic?



Interreg Alpine Space

Dashboard Applications Calls Programme Controllers Payments System English

Dashboard / Applications / ASP0500485 – TEST / Project Results

C - Project description

C.5 Project Results

What do you expect to change because of the activities you plan to implement and the outputs you plan to deliver? Please have a look at the programme result indicators for the priority you choose and select those that you will contribute to. You can refer to the table below summarizing the programme result indicator.

If your project results do not contribute to one of the programme result indicators, please select "other" and precise your indicator. For more information on the programme result indicators, the definition of these and the related target value please refer to the Interreg Programme).

Result 1			
Programme result indicator	RI 2.1: Solutions taken up or up-scaled by organisations		
Measurement unit	Baseline	Target value	Delivery period
solutions	0,00	1,00	
Result description			

+ Add result

Discard changes Save changes

- Solutions developed by the project and taken up or up-scaled by organisations
- Target value is the solution taken up by organisations
- Organisations adopting the solution may or may not be a participant in the project

What's the logic in the intervention logic?



Interreg Alpine Space

Dashboard / Applications / ASP0500485 – TEST / Project Results

C - Project description

C.5 Project Results

What do you expect to change because of the activities you plan to implement and the outputs you plan to deliver? Please have a look at the programme result indicators for the priority you choose and select those that you will contribute to. You can refer to the table below summarizing the programme result indicator.

If your project results do not contribute to one of the programme result indicators, please select "other" and precise your indicator. For more information on the programme result indicators, the definition of these and the related target value please refer to the Interreg Programme).

Result 1		
Programme result indicator RI 2.1.0: Other		
Measurement unit		
Baseline 0,00	Target value 1,00	Delivery period
Result description		

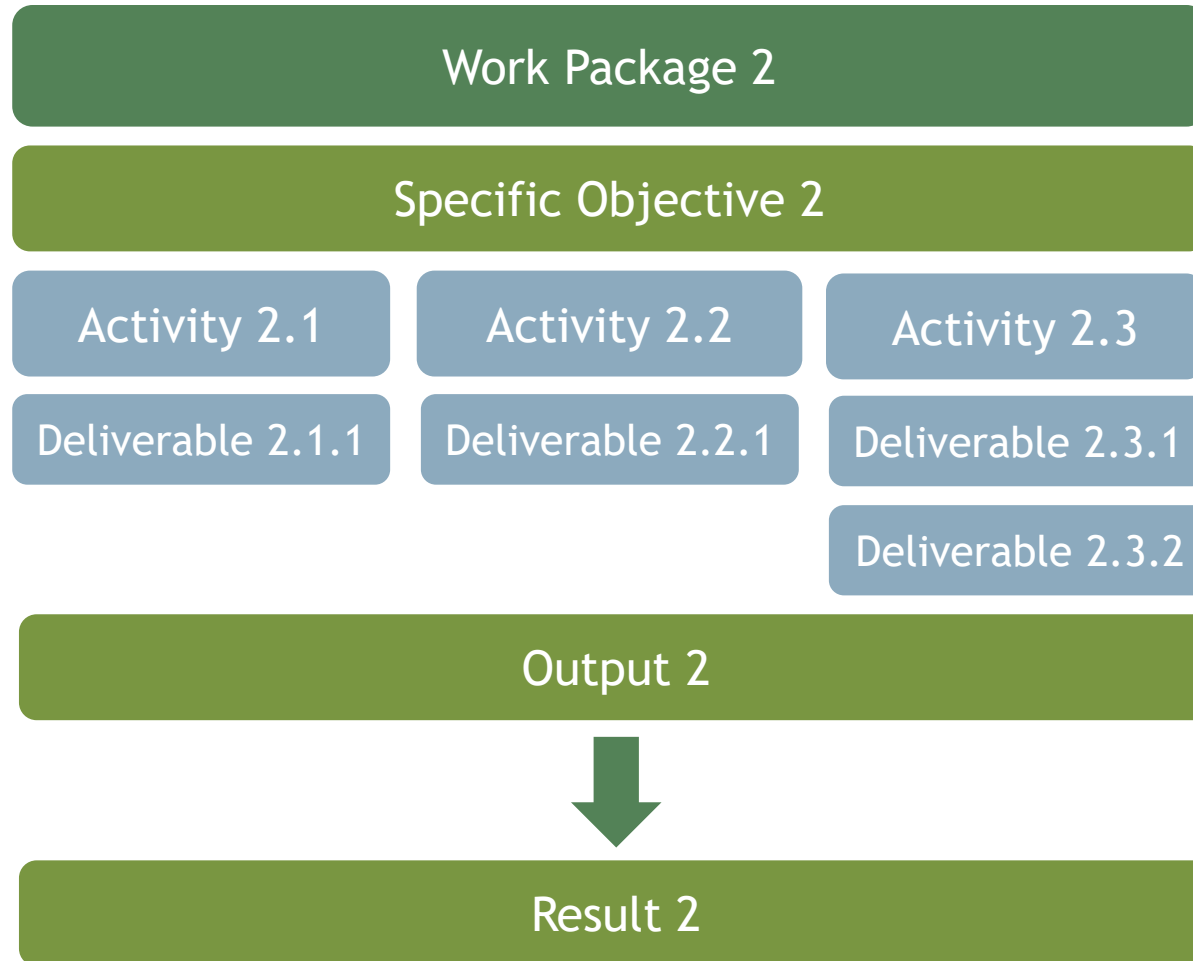
+ Add result

Discard changes Save changes

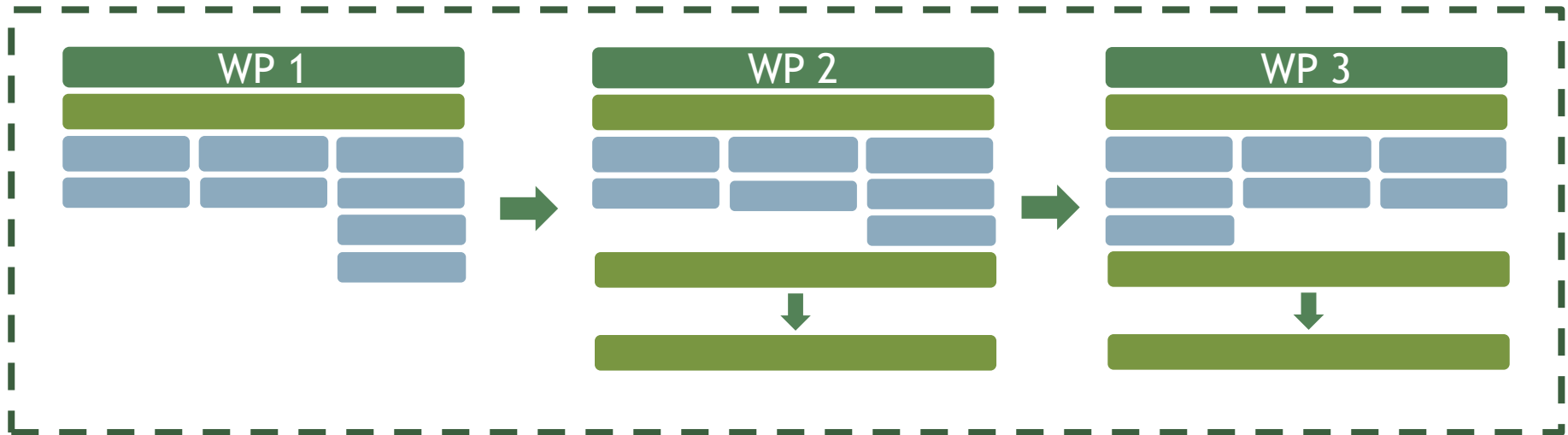
- Pick „Other“ in case the programme result indicator does not make sense to explain the project achievement or the change the project is aiming for

Jems
A harmonised tool by Interact

What's the logic in the intervention logic?



What's the logic in the intervention logic?



Takeaways



- Choose the right programme specific objective
- Describe your overall objective, explain the change the project is aiming for, and break it down into specific objectives
- Pay attention to transnationality
- Define project outputs and link them to the programme output indicators
- Pay attention to the target values of outputs and results
- Define work plan (work packages, activities, time plan)